



3. Watermark Series

Watermark Series valves

WS470UF / WS530UF / WSD490UF
water softeners

Watermark Series multi-tank

Watermark Series

Watermark Series Automatic filters

Ultraline diaphragm water softeners

Siata desmineralizers



WS470 valve

Multi-way valve for countercurrent water softening and filtration applications. Compact and functional design. Intuitive electronic programmer. Made of heavy-duty Noryl and controlled by an horizontal piston.



Components

Technical Specifications:

- Standard isolation bypass.
- Built-in residual hardness mixer.
- Different types of connections available.
- Offers different types of regenerations: metered, chronometric, delayed, immediate or mixed.
- Fully configurable regeneration cycles.
- Treated water meter integrated in the head.
- Reliable and fast connection with locking clips.
- Connection diameter: 1" (other options available).
- Connection for 2 1/2" bottles.
- Minimum pressure: 2 kg/cm². Maximum pressure: 6 kg/cm².
- Minimum temperature: 4 °C Maximum temperature: 35 °C
- Power supply: 220-12 V (incl. transformer).

Technical specifications for water softening:

- Nominal flow rate*: 3.5 m³/hour.
- Backwash flow**: 1.5 m³/hour.
- Water softeners up to 16"-150 litres.

Technical specifications for filtration:

- Nominal flow rate*: 3.5 m³/hour.
- Backwash flow**: 1.5 m³/hour.
- Filters up to 12" (in function of the load and the rinsing flows)



! * Flow associated to the valve with a pressure loss of 1 bar.
 ** Flow associated to the valve with a pressure loss of 1.7 bar.

Code	Packaging units	Description
960031	1	Water softening countercurrent WS 470HE valve
960032	1	Filtration WS 470 valve

Accessories

Code	Packaging units	Description
750449	1	Upper nozzle 1,05"
576502	1	Lower nozzle + tube 54"
576504	1	Lower nozzle + tube 65"
920122	1	Electrovalve shut-off control kit
750473	1	Brine valve with float 900 mm




Horizontal piston.
Great space saving thanks to its configuration and design.



Configurable units
The user can decide whether to see measuring units in the metric or the American system



Multilingual
The user can choose among several languages: Spanish, English, French and German.



Operation at 12 V
Less noise with a safer and more stable operation.



LCD display
Easy and intuitive operation.
High resolution



Up Flow - Backflow.
Backflow regeneration to reduce salt and water consumption.



Manual regeneration.
Regenerations can be started manually.



Multifunction
Regenerations are by time, metered immediate, metered delayed or override. The length of all stages can be configured.



Mixing valve.
It includes a mixing valve to adjust the residual hardness.



WS490 valve

Multi-way valve for twin water softening applications. Made of heavy-duty Noryl and controlled by an horizontal piston. Countercurrent regeneration.



(In process)

Specifications:

- Composed by a main and a secondary head.
- Includes an installation kit.
- Intelligent alternate operation: when the flow exceeds the recommended maximum for a column, the second column is temporarily put into service to guarantee the supply of softened water.
- Motorised ball valves for alternation/regeneration supplied with the valve.
- It allows multiple daily regenerations and a full use of the resin bed.
- Countercurrent regeneration with low water and salt consumption. Tank is filled with softened water.
- A single programmer controls the operation of the entire system.



Technical specifications for water softening:

- Connection for 2 1/2" bottles.
- Nominal flow rate*: 3.5 m³/h. Backwash flow**: 1.7 m³/h.
- Water softeners up to 16" (150 litres). Connection diameter: 1".
- Minimum pressure: 2 kg/cm². Maximum pressure: 6 kg/cm².
- Minimum temperature: 4 °C. Maximum temperature: 35 °C.
- Power supply: 220 V - 12 V (incl. transformer).

! * Flow associated to the valve with a pressure loss of 1 bar.
 ** Flow associated to the valve with a pressure loss of 1.7 bar.

Code	Packaging units	Description
960256	1	Water softening countercurrent WS 490UF Dúplex valve

Accessories

Code	Packaging units	Description
750449	1	Upper nozzle 1.05"
576502	1	Lower nozzle + tube 54"
576504	1	Lower nozzle + tube 65"
750473	1	Salt valve with float 900 mm



Horizontal piston.
Great space saving thanks to its configuration and design.




LCD display
Easy and intuitive operation.
High resolution



Up Flow - Backflow.
Backflow regeneration to reduce salt and water consumption.



Multilingual
The user can choose among several languages: Spanish, English, French and German.



Operation at 12 V
Less noise with a safer and more stable operation.



Twin - Softened Water
24 hours a day, 7 days a week.



Configurable units
The user can decide whether to see measuring units in the metric or the American system



Manual regeneration.
Regenerations can be started manually.

WS530 valve

High performance multi-way valve designed for countercurrent water softening and filtration applications. Compact and functional design.

Designed for applications requiring a high flow of treated water. Made of heavy-duty Noryl.



Components



Technical Specifications:

Easysmart programmer: Fast and intuitive programming, ideal for semi-industrial applications. Displays remaining volume, total treated volume and instant flow.

Large LCD display with touch buttons protected from moisture and dirt. It offers different types of regenerations: metered, chronometric, delayed, immediate or mixed.

Fully configurable regeneration cycles.

Treated water meter integrated in the head. Reliable and fast connection with locking clips. Connection diameter: 1".

Minimum pressure: 2 kg/cm². Maximum pressure: 6 kg/cm².

Minimum temperature: 4 °C.

Maximum temperature: 35 °C. Power supply: 220 V - 12 V (includes transformer). Optional bypass.

Technical specifications for water softening:

Connection for 2.5" bottles. Nominal flow rate*: 6.3 m³/h.

Peak flow**: 8.1 m³/h

Backwash flow**: 2.7 m³/h Water softeners up to 21"-225 litres.

Technical specifications for filtration:

Nominal flow rate*: 5.6 m³/h. Peak flow**: 7.3 m³/h

Backwash flow**: 4.4 m³/h

Filters up to 18" (in function of the load and the rinsing flows).

! * Flow associated to the valve with a pressure loss of 1 bar.

** Flow associated to the valve with a pressure loss of 1.7 bar.

Code	Packaging units	Description
960087	1	Water softening countercurrent WS 530 UF valve
960176	1	Filtration WS530F valve

Accessories

Code	Packaging units	Description
960177	1	Bypass valve WS530 1"
750449	1	Upper nozzle 1,05"
576502	1	Lower nozzle + tube 54"
576504	1	Lower nozzle + tube 65"
340200	1	Reducing socket 4"-2 1/2"
920122	1	Electrovalve shut-off control kit
768902	1	Salt valve 2"
750473	1	Salt valve with float 900 mm



High flow
Max. service: 10 m³/h.
Max. backwash: 8 m³/h.



LCD display
Easy and intuitive operation.
High resolution



Manual regeneration.
Regenerations can be started manually.



Multilingual
Spanish, english, french...




Multifunction
Regenerations are by time, metered immediate, metered delayed or override. The length of all stages can be configured.



Up Flow - Backflow.
Backflow regeneration to reduce salt and water consumption.



Configurable units
The user can decide whether to see measuring units in the metric or the American system



Operation at 12 V
Less noise with a safer and more stable operation.



WS655 valve

Industrial multi-way valve for water softening and filtration applications. Designed for high flow and intensive work applications. Made of heavy-duty Noryl and controlled by an horizontal piston.



Components



Technical Specifications:

Easy maintenance: easy access to pistons and other internal regulators. Advanced electronic programmer with multi-colour icons. Easy and convenient programming. Advanced functions such as the automatic calculation of treated volumes, configurable reserve, programmer reset. It offers different types of regenerations: metered, chronometric, delayed, immediate or mixed. Fully configurable regeneration cycles. Built-in water-meter for treated water. Reliable and fast connection with locking clips. Connection diameter: 1 1/2". Connection for 4" bottles. Minimum pressure: 2 kg/cm2. Maximum pressure: 6 kg/cm2. Minimum temperature: 4 °C Maximum temperature: 35 °C Power supply: 220-12 V (incl. transformer).

Technical specifications for water softening:

Nominal flow rate*: 10 m3/hour.
Backwash flow**: 6.8 m3/hour.
Water softeners up to 36" – 650 litres.

Technical specifications for filtration:

Nominal flow rate*: 10 m3/hour.
Backwash flow**: 6.8 m3/hour.
Filters up to 24" (in function of the load and the rinsing flows).

! * Flow associated to the valve with a pressure loss of 1 bar.
** Flow associated to the valve with a pressure loss of 1.7 bar.

Code	Packaging units	Description
960024	1	Water softening WS 655 valve
960023	1	Filtration WS 655 valve

Accessories

Code	Packaging units	Description
338102	1	Upper nozzle 12-36" D50
576700	1	Lower nozzle D50 1820 mm
340100	1	Reducing 6-4"
768902	1	Brine valve with float 1500 mm
920122	1	Solenoid valve control kit



High flow
Max. service: 10 m³/h.
Max. backwash: 8 m³/h.



Exclusive system for joints and separators.



Smart calculation for regenerations.



Water proof
Several options available for installation.



Visual interface.



Manual regeneration.
Regenerations can be started manually.



Quick connection
Quick installation and easy maintenance.



Smart holiday mode
Keeps the filtering media in a perfect condition during the user's absence

WS755 valve



Industrial multi-way valve for countercurrent water softening and filtration applications. Designed for high flow and intensive work applications. Made of heavy-duty Noryl and controlled by an horizontal piston.



(In process)



Technical Specifications:

Compact and robust equipment offering high flow rates for treatment and regeneration up to 1,000 litres of resin. Programmer specially designed for industrial applications, with a simple display that allows a quick and easy adjustment of all working parameters. It offers different types of regenerations: metered, chronometric, delayed, immediate or mixed. Fully configurable regeneration cycles. Proportional regeneration available for water softening models. Built-in water-meter. Reliable and fast connection with locking clips. Connection diameter: 2". Connection for 4" bottles. Minimum pressure: 2 Kg/cm². Maximum pressure: 6 Kg/cm². Minimum temperature: 4 °C. Maximum temperature: 35 °C. Power supply: 220-12 V (incl. transformer).

Technical specifications for water softening:

Nominal flow rate*: 15.9 m³/hour.
Peak flow**: 20 m³/hour.
Backwash flow**: 12 m³/hour.

Water softeners up to 42"/1,000 litres.

Technical specifications for filtration:

Nominal flow rate*: 15.9 m³/hour.
Peak flow**: 20 m³/hour.
Backwash flow**: 12 m³/hour.
Filters up to 30" (in function of the load and the rinsing flows).

! * Flow associated to the valve with a pressure loss of 1 bar.
** Flow associated to the valve with a pressure loss of 1.7 bar.

Code	Packaging units	Description
960054	1	Water softening WS 755 valve
960320	1	Filtration WS 755 valve

Accesorios

Code	Packaging units	Description
338102	1	Upper nozzle 12-36" D50
576700	1	Lower nozzle D50 1820 mm
340100	1	Reducing 6-4"
768902	1	Brine valve with float 1500 mm
920122	1	Solenoid valve control kit



High flow
Max. service: 10 m³/h.
Max. backwash: 8 m³/h.



Smart calculation for regenerations.



Up Flow - Backflow.
Backflow regeneration to reduce salt and water consumption.



Quick connection
Quick installation and easy maintenance.



Manual regeneration.
Regenerations can be started manually.



Visual interface.



WS470UF upflow high efficiency softeners

This system is composed by a Greentank GRP vessel with top and bottom distributors and a brine tank made in polyethylene with capacity for many regenerations. Brine tanks equipped with brine grid and safety brine valve.



Countercurrent regenerations. Low water and salt consumption. Optimum quality of treated water.

Technical Specifications:

WS470HE up-flow valve. Made of heavy-duty Noryl and controlled by a horizontal piston. 1" threaded male connection.

Watermark series timer: simple and friendly programming.

Multilingual display: English, French, Spanish and German.

Multiple regenerations configurations are available. Systems are supplied completely preprogrammed from factory, but it allows modifying all the internal parameters.

Systems are supplied with high capacity food grade GreenResin ion exchange resin (25 liters/bag).

Silex distributing base with different grain sizes.

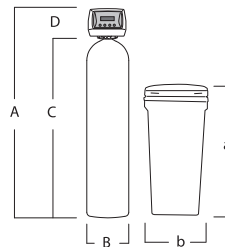
Min. pressure: 2 kg/cm². Max. pressure: 6 kg/cm².

Min. temperature: 4 °C. Max. temperature: 40 °C.

Power supply 220 V - 12 V (transformer included).



The silex base with different grain sizes optimises the water flow, thus improving the regeneration process.



Code	A	B	C	D	a	b
920206	1077	215	897	180	815	400
920207	1073	268	893	180	815	400
920208	1561	268	1381	180	940	450
920209	1578	349	1398	180	1160	550 mm

Code	Packaging units	Description	Resin volume L	Ø Connection	Vessel size	Salt litres	Working flow m ³ /h	Peak flow m ³ /h
920206	1	WSDE470UF 15	15	1"	8 x 35	70	0,6	0,9
920207	1	WSDE470UF 25	25	1"	10 x 35	70	1,0	1,5
920208	1	WSDE470UF 45	45	1"	10 x 54	100	1,8	2,7
920209	1	WSDE470UF 75	75	1"	13 x 54	200	3,0	3,5

	Low consumption (80 g/L)		Medium consumption (120 g/L)		High consumption (240 g/L)		Resin volume L
	°HFxm ³	kgNaCl/regen	°HFxm ³	kgNaCl/regen	°HFxm ³	kgNaCl/regen	
63		1,2	77	1,8	90	3,6	15
105		2	128	3	150	6	25
189		3,6	230	5,4	270	10,8	45
315		6	383	9	450	18	75

Code	Packaging units	Description
920122	1	Solenoid valve control kit

WS530UF upflow high efficiency softeners



This system is composed by a Greentank GRP vessel with top and bottom distributors and a brine tank made in polyethylene with capacity for many regenerations. Brine tanks equipped with brine grid and safety brine valve.



The silex base with different grain sizes optimises the water flow, thus improving the regeneration process.

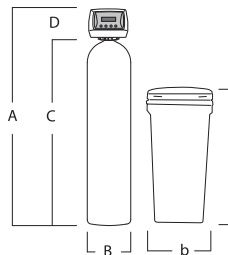
Countercurrent regenerations. Low water and salt consumption. Optimum quality of treated water.

Technical Specifications:

Valve WS530HE made of heavy duty Noryl: It is controlled by an horizontal piston. 1" connection. User-friendly and intuitive WaterMark Series programmer: Multilingual display: English, French, Spanish, German, Russian and Italian. There are several types of operation available: chronometric, metered delayed, immediate or mixed. Fully pre-programmed equipment. All working parameters can be configured. It contains water softening food-grade resin from GreenResin, which features a great capacity and is supplied in 25 litre bags. Silex distributing base with different grain sizes.

Specifications:

Min. pressure: 2 kg/cm². Max. pressure: 6 kg/cm².
Min. temperature: 4 °C. Max. temperature: 40 °C.
Power supply 220 V - 12 V (transformer included).



Code	A	B	C	D	a	b
920400	1598	349	1398	200	1160	550
920401	1874	366	1674	200	1275	740
920402	1906	411	1706	200	1275	740
920403	1922	491	1722	200	1335	840
920404	1922	491	1722	200	1335	840
920405	2118	555	1918	200	1335	840
920406	2188	555	1918	200	1395	960 mm

Code	Packaging units	Description	Resin volume L	Ø Connection	Vessel size	Salt litres	Working flow m ³ /h	Peak flow m ³ /h
920400	1	WSDE 530UF 75	75	1"	13 x 54	200	3,0	4,5
920401	1	WSDE 530UF 100	100	1"	14 x 65	350	4,0	6,0
920402	1	WSDE 530UF 125	125	1"	16 x 65	350	5,0	6,3
920403	1	WSDE 530UF 150	150	1"	18 x 65	500	6,0	6,3
920404	1	WSDE 530UF 175	175	1"	18 x 65	500	6,3	6,3
920405	1	WSDE 530UF 200	200	1"	21 x 62	500	6,3	6,3
920406	1	WSDE 530UF 225	225	1"	21 x 62	750	6,3	6,3

	Low consumption (80 g/L)		Medium consumption (120 g/L)		High consumption (240 g/L)		Resin volume L
	°HFxm ³	kgNaCl/regen	°HFxm ³	kgNaCl/regen	°HFxm ³	kgNaCl/regen	
315	6	383	9	450	18	75	
420	8	510	12	600	24	100	
525	10	638	15	750	30	125	
630	12	765	18	900	36	150	
735	14	893	21	1050	42	175	
840	16	1020	24	1200	48	200	
945	18	1148	27	1350	54	225	

Code	Packaging units	Description
920122	1	Solenoid valve control kit
960177	1	Isolation by-pass



Twin Countercurrent, Low Consumption Water Softeners WS490UF

This system is composed of 2 PRFV Greentank bottles with upper and lower distributors, and a salt tank made of polyethylene with enough capacity for several regenerations. It has a false bottom and a safety valve.



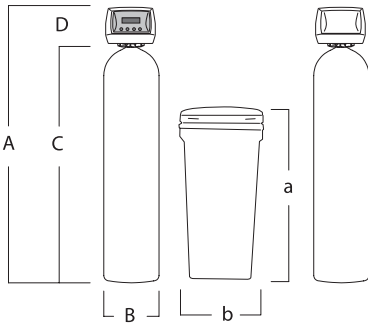
Countercurrent regenerations. Low water and salt consumption. Optimum quality of treated water.

Technical Specifications:

WS490HE valve made of heavy duty Noryl:
 It is controlled by an horizontal piston. 1" connection.
 User-friendly and intuitive WaterMark series programmer.
 Multilingual display: English, French and Spanish.
 Alternate, parallel or by maximum flow performance.
 All systems are factory-configured.
 All working parameters can be configured.
 It contains water softening food-grade resin from GreenResin, which features a great capacity and is supplied in 25 litre bags.
 Silex distributing base with different grain sizes.

Specifications:

Min. pressure: 2 kg/cm². Max. pressure: 6 kg/cm².
 Min. temperature: 4 °C. Max. temperature: 40 °C.
 Power supply 220 V - 12 V (transformer included).



Code	A	B	C	D	a	b
920436	1077	215	891	180	815	400
920437	1073	268	893	180	815	400
920438	1561	268	1381	180	875	460
920439	1578	349	1398	180	1040	585
920440	1854	366	1674	180	1040	585
920441	1886	411	1706	180	1040	585
920442	1902	491	1722	180	1275	740 mm

Code	Packaging units	Description	Resin volume L	Ø Connection	Vessel size	Salt litres	Working flow m ³ /h	Peak flow m ³ /h
920436	1	WSDE490UF 2x15	15x2	1"	8 x 35	70	0,6	1,2
920437	1	WSDE490UF 2x25	25x2	1"	10 x 35	70	1,0	2,4
920438	1	WSDE490UF 2x45	45x2	1"	10 x 54	100	1,8	3,6
920439	1	WSDE490UF 2x75	75x2	1"	13 x 54	200	3,0	6,0
920440	1	WSDE490UF 2x100	100x2	1"	14 x 65	200	3,5	7,0
920441	1	WSDE490UF 2x125	125x2	1"	16 x 65	200	3,5	7,0
920442	1	WSDE490UF 2x150	150x2	1"	18 x 65	350	3,5	7,0

Low consumption (80 g/L)		Medium consumption (120 g/L)		High consumption (240 g/L)		Resin volume L
°HFxm ³	kgNaCl/regen	°HFxm ³	kgNaCl/regen	°HFxm ³	kgNaCl/regen	
63	1,2	77	1,8	90	3,6	15x2
105	2,0	128	3,0	150	6,0	25x2
189	3,6	230	5,4	270	10,8	45x2
315	6,0	383	9,0	450	18	75x2
420	8,0	510	12	600	24	100x2
525	10	638	15	750	30	125x2
630	12	765	18	900	36	150x2

Multi-tank Watermark Series MTS-655 and MTS-755

Multi-tank systems composed by a MTS controller and various water treatment columns.

A single programmer can control up to 16 columns, thus enabling it to adapt to almost all of the industrial market needs. The MTS programmer centralises all data supplied from the different heads, acting as the brain of the entire system and deciding when to trigger the regenerations in the equipment. The standard range includes up to 6 columns of 650 litres, 60 m³/hour. Other options available upon request.

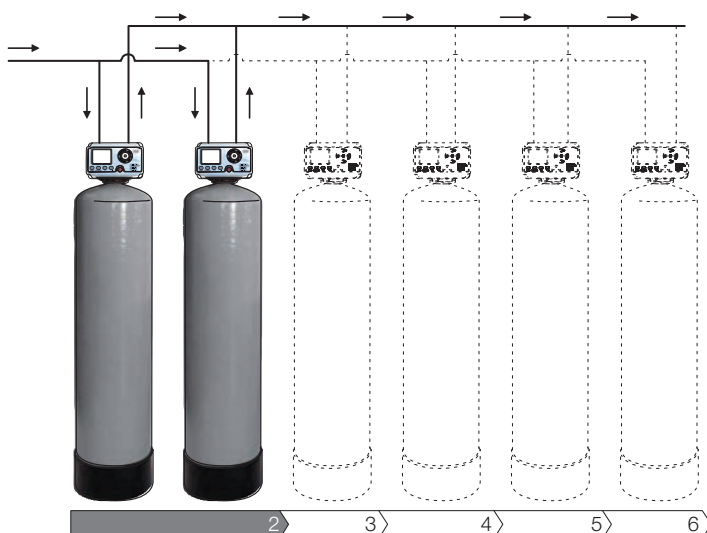


Specifications

Modular system: Additional columns may be quickly and easily added to an existing installation. Furthermore, one column can be removed for repair or maintenance.

Simplicity: A single wire connects the programmer to the first head, supplying both data and power supply. Likewise, a single wire connects the first head to the second, and so on.

Industrial: Heavy-duty waterproof connectors. Stainless steel motor-driven valve on the outlet of the head to control each column (service, regeneration, stand-by...)



MTS programmer

Advanced electronic programmer with multi-colour icons. Easy and convenient programming.

One programmer controls the entire system.

It also allows to set the time periods when regenerations must be avoided (peak consumption hours in hotels, production peaks in factories...).

Connected: Configurable relay outputs (NC/NO) during regeneration (complete or in selected stages). Additionally it allows to control a rear dosing pump. Signal input for remote regenerations (delayed or immediate).

Fail-safe: In the event of any failure of a column, the programmer suspends it temporarily and adapts the operation to the quantity of remaining columns.

Watermark Series-MTS valves

Individual identifier on each column. LED lights for regeneration and information.
Motor-driven valve supplied with the head.



MTS programmer.

History menu: Allows to check the relevant information concerning the operation of each column individually.

Adaptable: Multiple operation types:

- Alternate: A column is held in reserve to guarantee a continuous flow.
- Parallel: Highest available flow, regeneration in series.
- Flow demand: Varying number of columns in service in function of the flow requirements of the installation.



MTS-655 valve specification.

Specifications:

Connection for bottles of 4".

Nominal flow: 10 m³/hour.

Backwash flow: 6.8 m³/hour.

Water softeners up to 36"/650 litres

Filters up to 24" (in function of the load and the washing flows).

Connection diameter: 1 1/2".

Minimum pressure: 2 kg/cm².

Maximum pressure: 6 kg/cm²

Minimum temperature: 4°C.

Maximum temperature: 35°C.

Power supply: 220-24V (power supply through programmer).



MTS-755 valve specification.

Specifications:

Connection for bottles of 4". Connection diameter 2".

Max. service flow: 15,9 m³/hour. Peak flow**: 20 m³/hour.

Max. flow for backwash: 12 m³/hour.

Water softeners up to 42"/1.000 litres.

Filters up to 30" (in function of the load and the washing flows).

Min. pressure: 2 kg/cm². Max. pressure: 6 kg/cm².

Min. temperature: 4 °C. Max. temperature: 35 °C.

Power supply: 220-240 V (power supply through programmer).

Code	Packaging units	Description
960091	1	MTS Programmer
960029	1	Water softening WS655 MTS valve
960030	1	Filtration WS-655-MTS valve
960321	1	Water softening WS-755-MTS valve
960322	1	Filtration WS-755-MTS
960323	1	Controller for MTS Valve

Watermark Series Simplex 655



This system is composed of a PRFV Greentank bottle with upper and lower distributors, and a salt tank made of polyethylene with enough capacity for several regenerations. It has a double bottom and a safety valve.

Valve WS-655 made of heavy-duty Noryl controlled by an horizontal piston. Connection of 1 ½".

User-friendly and intuitive programmer for WaterMark Series.

Multilingual display: English, French, Spanish, German, Russian and Italian.

The desired regeneration can be chosen here: chronometric, metered immediate, delayed or mixed.

Also, all working parameters can be configured.

It contains water softening food-grade resin from GreenResin which features a great capacity and is supplied in 25 liters bags.

Silex distributing base with different grain sizes.



The silex base with different grain sizes optimises, the water flow, thus improving the regeneration process.

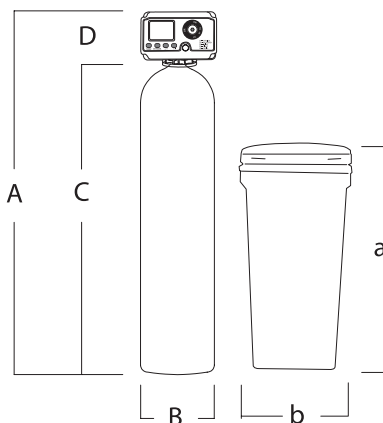


Code	920085	920043	920044	920045	920046	920047	920048
Model	MTS-655-1-50	MTS-655-1-85	MTS-655-1-115	MTS-655-1-145	MTS-655-1-200	MTS-655-1-285	MTS-655-1-425
Resin volume (l)	50	85	115	145	200	285	425
Exchange capacity (°Hf x m3) / Salt consumption (kg)							
Exchange capacity	96 g	279 4,8	415 8,2	552 11,0	694 13,9	968 19,2	1383 27,4
and salt consumption	161 g	362 8,1	540 13,7	718 18,5	903 23,3	1259 32,2	1799 45,9
chart	242 g	433 12,1	646 20,6	859 27,8	1079 35,1	1505 48,4	2150 69,0
							3229 102,9

Flow	Pressure loss (kg/cm ²)						
	1 m ³ /h	0,08	0,09	0,07	0,06	0,05	0,05
2 m ³ /h	0,21	0,2	0,18	0,15	0,13	0,12	0,1
3 m ³ /h	0,38	0,38	0,33	0,28	0,24	0,23	0,2
4 m ³ /h	0,6	0,59	0,51	0,44	0,39	0,36	0,32
5 m ³ /h	0,85	0,83	0,73	0,64	0,57	0,53	0,47
6 m ³ /h	1,14	1,12	0,98	0,87	0,79	0,74	0,66
7 m ³ /h	N/A	1,44	1,27	1,14	1,03	0,97	0,88
8 m ³ /h	N/A	1,8	1,6	1,44	1,31	1,24	1,13
9 m ³ /h	N/A	2,2	1,97	1,77	1,63	1,54	1,41
10 m ³ /h	N/A	2,65	2,37	2,14	1,98	1,87	1,72

Water consumption							
Regeneration L.	352	598	777	1019	1359	1993	2915
Brine tank volume	350	350	350	350	500	500	750
Vessel	13 x 54	14 x 65	16 x 65	18 x 65	21 x 62	24 x 72	30 x 72
Sillex 1,3 - 2,5 mm (kg)	16	16	21	16	25	40	56
Sillex 2 - 4 mm (kg)	-	-	-	32	50	56	88

Working pressure: 2 - 8,5 bar
 Working temperature: 4 - 40 °C
 Electrical voltage: 110 / 240 Vac - 12 Vac
 Connection: 1 1/2" BSP



Code	A	B	C	D	a	b
920085	1604	349	1398	206	1275	740
920043	1880	366	1674	206	1275	740
920044	1911	411	1705	206	1275	740
920045	1928	491	1722	206	1275	740
920046	1927	555	1721	206	1335	840
920047	2124	622	1918	206	1335	840
920048	2346	787	2140	206	1395	960 mm

Code	Packaging units	Description
920122	1	Solenoid valve control kit

MTS 655 x 2

This system is composed of two PRFV Greentank bottles with upper and lower distributors, and a salt tank made of polyethylene with enough capacity for several regenerations. It has a double bottom and a safety valve.



Valve WS-655 made of heavy-duty Noryl controlled by an horizontal piston. Connection of 1 ½”.

Watermark-MTS controller: it controls the function of all the columns allowing an effective management of the installation as well as a great control of it. It also permits to configurate the systems in different working ways: alternative, parallel or peak flow.

Advance settings: block concrete time periods of regenerations, configurable relay outputs, pre and post dosing control.

Multilingual display: English, French, Spanish, German, Russian and Italian.

The desired regeneration can be chosen here: chronometric, metered immediate, delayed or mixed.

Also, all working parameters can be configured.

It contains water softening food-grade resin from GreenResin which features a great capacity and is supplied in 25 liters bags.

Silex distributing base with different grain sizes.



MTS programmer.

The silex base with different grain sizes optimises, the water flow, thus improving the regeneration process.



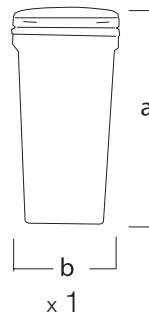
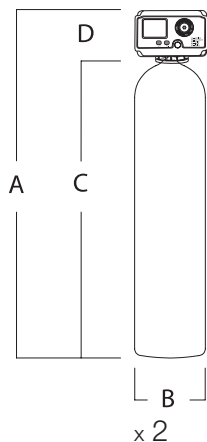
Code	920086		920050		920051		920052		920053		920054		920055		
Model	MTS-655-2-50		MTS-655-2-85		MTS-655-2-115		MTS-655-2-145		MTS-655-2-200		MTS-655-2-285		MTS-655-2-425		
Resin volume (l)	50 x 2		85 x 2		115 x 2		145 x 2		200 x 2		285 x 2		425 x 2		
Exchange capacity (°Hf x m3) / Salt consumption (kg)															
Exchange capacity	96 g	557	4,8	831	8,2	1105	11,0	1388	13,9	1935	19,2	2766	27,4	4154	40,8
and salt consumption	161 g	725	8,1	1081	13,7	1437	18,5	1805	23,3	2517	32,2	3598	45,9	5403	68,4
chart	242 g	866	12,1	1292	20,6	1717	27,8	2158	35,1	3009	48,4	4301	69,0	6459	102,9

	Flow	Pressure loss (kg/cm ²)						
NOTE: Flows calculated by parallel working systems. In case it works in alternative multiply by 0,5.	2 m ³ /h	0,08	0,09	0,07	0,06	0,05	0,05	0,04
	4 m ³ /h	0,21	0,2	0,18	0,15	0,13	0,12	0,1
	6 m ³ /h	0,38	0,38	0,33	0,28	0,24	0,23	0,2
	8 m ³ /h	0,6	0,59	0,51	0,44	0,39	0,36	0,32
	10 m ³ /h	0,85	0,83	0,73	0,64	0,57	0,53	0,47
	12 m ³ /h	1,14	1,12	0,98	0,87	0,79	0,74	0,66
	14 m ³ /h	N/A	1,44	1,27	1,14	1,03	0,97	0,88
	16 m ³ /h	N/A	1,8	1,6	1,44	1,31	1,24	1,13
	18 m ³ /h	N/A	2,2	1,97	1,77	1,63	1,54	1,41
	20 m ³ /h	N/A	2,65	2,37	2,14	1,98	1,87	1,72

Optimal flow
 Peak flow
 Non recommended flow

Water consumption							
Regeneration L.	352	598	777	1019	1359	1993	2915
Brine tank volume	350	350	350	350	500	500	750
Vessel	13 x 54	14 x 65	16 x 65	18 x 65	21 x 62	24 x 72	30 x 72
Sílex 1,3 - 2,5 mm (kg)	16 x 2	16 x 2	21 x 2	16 x 2	25 x 2	40 x 2	56 x 2
Sílex 2 - 4 mm (kg)	-	-	-	32 x 2	50 x 2	56 x 2	88 x 2

Working pressure: 2 - 8,5 bar
 Working temperature: 4 - 40 °C
 Electrical voltage: 110 / 240 Vac - 24 Vac
 Connection: 1 1/2" BSP



Code	A	B	C	D	a	b
920086	1604	349	1398	206	1275	740
920050	1880	366	1674	206	1275	740
920051	1911	411	1705	206	1275	740
920052	1928	491	1722	206	1275	740
920053	1927	555	1721	206	1335	840
920054	2124	622	1918	206	1335	840
920055	2346	787	2140	206	1395	960 mm

MTS 655 x 3

This system is composed of three PRFV Greentank bottles with upper and lower distributors, and a salt tank made of polyethylene with enough capacity for several regenerations. It has a double bottom and a safety valve.

Valve WS-655 made of heavy-duty Noryl controlled by an horizontal piston. Connection of 1 ½”.

Watermark-MTS controller: it controls the function of all the columns allowing an effective management of the installation as well as a great control of it. It also permits to configurate the systems in different working ways: alternative, parallel or peak flow.

Advance settings: block concrete time periods of regenerations, configurable relay outputs, pre and post dosing control.

Multilingual display: English, French, Spanish, German, Russian and Italian.

The desired regeneration can be chosen here: chronometric, metered immediate, delayed or mixed.

Also, all working parameters can be configured.

It contains water softening food-grade resin from GreenResin which features a great capacity and is supplied in 25 liters bags.

Silex distributing base with different grain sizes.



MTS programmer.

The silex base with different grain sizes optimises, the water flow, thus improving the regeneration process.

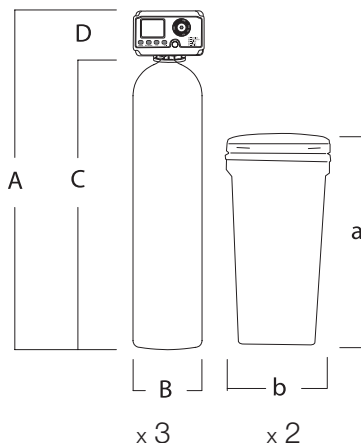


Code	920057		920058		920059		920060		920061		920062		
Model	MTS-655-3-85		MTS-655-3-115		MTS-655-3-145		MTS-655-3-200		MTS-655-3-285		MTS-655-3-425		
Resin volume (l)	85 x 3		115 x 3		145 x 3		200 x 3		285 x 3		425 x 3		
Exchange capacity and salt consumption chart	Exchange capacity (°Hf x m3) / Salt consumption (kg)												
	96 g	1246	8,2	1657	11,0	2082	13,9	2903	19,2	4149	27,4	6231	40,8
	161 g	1621	13,7	2155	18,5	2708	23,3	3776	32,2	5397	45,9	8105	68,4
	242 g	1938	20,6	2567	27,8	3237	35,1	4514	48,4	6451	69,0	9688	102,9

	Flow	Pressure loss (kg/cm ²)					
NOTE: Flows calculated by parallel working systems. In case it works in alternative multiply by 0,5.	3 m ³ /h	0,09	0,07	0,06	0,05	0,05	0,04
	6 m ³ /h	0,2	0,18	0,15	0,13	0,12	0,1
	9 m ³ /h	0,38	0,33	0,28	0,24	0,23	0,2
	12 m ³ /h	0,59	0,51	0,44	0,39	0,36	0,32
	15 m ³ /h	0,83	0,73	0,64	0,57	0,53	0,47
	18 m ³ /h	1,12	0,98	0,87	0,79	0,74	0,66
	21 m ³ /h	1,44	1,27	1,14	1,03	0,97	0,88
	24 m ³ /h	1,8	1,6	1,44	1,31	1,24	1,13
	27 m ³ /h	2,2	1,97	1,77	1,63	1,54	1,41
	30 m ³ /h	2,65	2,37	2,14	1,98	1,87	1,72

Water consumption	598		777		1019		1359		1993		2915	
Regeneration L.	350 x 2		350 x 2		350 x 2		500 x 2		500 x 2		750 x 2	
Brine tank volume	14 x 65		16 x 65		18 x 65		21 x 62		24 x 72		30 x 72	
Vessel	16 x 3		21 x 3		16 x 3		25 x 3		40 x 3		56 x 3	
Sílex 1,3 - 2,5 mm (kg)	-		-		32 x 3		50 x 3		56 x 3		88 x 3	
Sílex 2 - 4 mm (kg)	-		-		-		-		-		-	

Working pressure: 2 - 8,5 bar
 Working temperature: 4 - 40 °C
 Electrical voltage: 110 / 240 Vac - 24 Vac
 Connection: 1 1/2" BSP



Code	A	B	C	D	a	b
920057	1880	366	1674	206	1275	740
920058	1911	411	1705	206	1275	740
920059	1928	491	1722	206	1275	740
920060	1927	555	1721	206	1335	840
920061	2124	622	1918	206	1335	840
920062	2346	787	2140	206	1395	960 mm

MTS 655 x 4

This system is composed of four PRFV Greentank bottles with upper and lower distributors, and a salt tank made of polyethylene with enough capacity for several regenerations. It has a double bottom and a safety valve.



Valve WS-655 made of heavy-duty Noryl controlled by an horizontal piston. Connection of 1 ½”.

Watermark-MTS controller: it controls the function of all the columns allowing an effective management of the installation as well as a great control of it. It also permits to configurate the systems in different working ways: alternative, parallel or peak flow.

Advance settings: block concrete time periods of regenerations, configurable relay outputs, pre and post dosing control.

Multilingual display: English, French, Spanish, German, Russian and Italian.

The desired regeneration can be chosen here: chronometric, metered immediate, delayed or mixed.

Also, all working parameters can be configured.

It contains water softening food-grade resin from GreenResin which features a great capacity and is supplied in 25 liters bags.

Silex distributing base with different grain sizes.



MTS programmer.

The silex base with different grain sizes optimises, the water flow, thus improving the regeneration process.



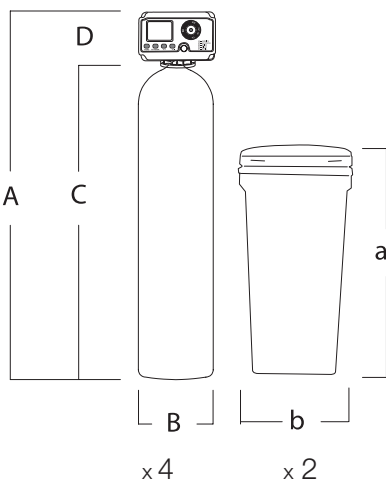
Code		920064	920065	920066	920067	920068	920069						
Model		MTS-655-4-85	MTS-655-4-115	MTS-655-4-145	MTS-655-4-200	MTS-655-4-285	MTS-655-4-425						
Resin volume (l)		85 x 4	115 x 4	145 x 4	200 x 4	285 x 4	425 x 4						
		Exchange capacity (°Hf x m3) / Salt consumption (kg)											
Exchange capacity	96 g	1662	8,2	2209	11,0	2776	13,9	3871	19,2	5532	27,4	8309	40,8
and salt consumption	161 g	2161	13,7	2873	18,5	3611	23,3	5034	32,2	7196	45,9	10806	68,4
chart	242 g	2584	20,6	3435	27,8	4316	35,1	6018	48,4	8602	69,0	12918	102,9

	Flow	Pressure loss (kg/cm ²)					
NOTE: Flows calculated by parallel working systems. In case it works in alternative multiply by 0,5.	4 m ³ /h	0,09	0,07	0,06	0,05	0,05	0,04
	8 m ³ /h	0,2	0,18	0,15	0,13	0,12	0,1
	12 m ³ /h	0,38	0,33	0,28	0,24	0,23	0,2
	16 m ³ /h	0,59	0,51	0,44	0,39	0,36	0,32
	20 m ³ /h	0,83	0,73	0,64	0,57	0,53	0,47
	24 m ³ /h	1,12	0,98	0,87	0,79	0,74	0,66
	28 m ³ /h	1,44	1,27	1,14	1,03	0,97	0,88
	32 m ³ /h	1,8	1,6	1,44	1,31	1,24	1,13
	36 m ³ /h	2,2	1,97	1,77	1,63	1,54	1,41
	40 m ³ /h	2,65	2,37	2,14	1,98	1,87	1,72

Optimal flow
 Peak flow
 Non recommended flow

Water consumption						
Regeneration L.	598	777	1019	1359	1993	2915
Brine tank volume	350 x 2	350 x 2	350 x 2	500 x 2	500 x 2	750 x 2
Vessel	14 x 65	16 x 65	18 x 65	21 x 62	24 x 72	30 x 72
Sílex 1,3 - 2,5 mm (kg)	16 x 4	21 x 4	16 x 4	25 x 4	40 x 4	56 x 4
Sílex 2 - 4 mm (kg)	-	-	32 x 4	50 x 4	56 x 4	88 x 4

Working pressure: 2 - 8,5 bar
 Working temperature: 4 - 40 °C
 Electrical voltage: 110 / 240 Vac - 24 Vac
 Connection: 1 1/2" BSP



Code	A	B	C	D	a	b
920064	1880	366	1674	206	1275	740
920065	1911	411	1705	206	1275	740
920066	1928	491	1722	206	1275	740
920067	1927	555	1721	206	1335	840
920068	2124	622	1918	206	1335	840
920069	2346	787	2140	206	1395	960 mm

Watermark Series Simplex 755

This system is composed of a PRFV Greentank bottle with upper and lower distributors, and a salt tank made of polyethylene with enough capacity for several regenerations. Includes a double bottom and a safety valve.



Up-flow valve WS-755 made of heavy-duty Noryl and controlled by an horizontal piston. 2" connection.

Up-flow regeneration for a lower consumption of salt and water.

Watermark Series programmer for industrial applications.

The desired regeneration can be chosen here: chronometric, metered immediate, delayed or mixed.

Also, all working parameters can be configured. This equipment allows proportional regeneration processes, consuming only the amount of salt needed to recharge the exhausted resin.

They contain water softening food-grade resin from GreenResin, which features a great capacity and is supplied in 25 liters bags.

Silex distributing base with different grain sizes.



The silex base with different grain sizes optimises the water flow, thus improving the regeneration process.



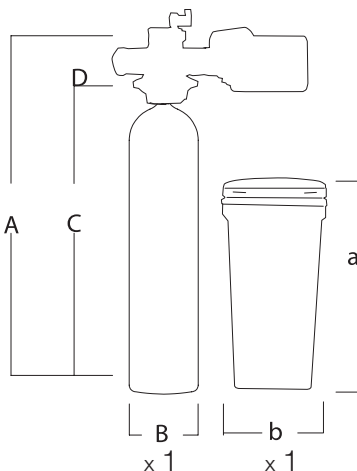
Code	920446	920447	920448	920449	920450	920451	920452	920453	
Model	MTS-755-1-200	MTS-755-1-285	MTS-755-1-425	MTS-755-1-566	MTS-755-1-650	MTS-755-1-735	MTS-755-1-850	MTS-755-1-1000	
Resin volume (l)	200	285	425	566	650	735	850	1000	
Exchange capacity (°Hf x m3) / Salt consumption (kg)									
Exchange capacity	96 g	957 19,2	1364 27,4	2034 40,8	2709 54,3	3111 62,4	3518 70,6	4068 81,6	4786 96,0
and salt consumption	161 g	1246 32,2	1775 45,9	2647 68,4	3525 91,1	4048 104,7	4577 118,3	5293 136,9	6228 161,0
chart	242 g	1488 48,4	2121 69,0	3163 102,9	4212 137,0	4837 157,3	5469 177,9	6325 205,7	7441 242,0

Flow	Pressure loss (kg/cm ²)							
	0,52	0,48	0,41	0,37	0,38	0,39	0,35	0,36
4 m ³ /h	0,61	0,57	0,48	0,43	0,44	0,45	0,41	0,42
5 m ³ /h	0,71	0,66	0,55	0,49	0,50	0,52	0,47	0,48
6 m ³ /h	0,82	0,75	0,63	0,55	0,57	0,59	0,53	0,55
7 m ³ /h	0,93	0,85	0,71	0,63	0,65	0,67	0,60	0,62
8 m ³ /h	1,04	0,96	0,80	0,71	0,73	0,75	0,67	0,70
9 m ³ /h	1,17	1,07	0,89	0,79	0,82	0,85	0,76	0,78
10 m ³ /h	1,30	1,20	1,00	0,89	0,92	0,95	0,85	0,88
11 m ³ /h	1,44	1,33	1,11	0,99	1,02	1,05	0,95	0,98
12 m ³ /h	N/A	1,47	1,24	1,11	1,14	1,18	1,06	1,09
13 m ³ /h	N/A	1,62	1,37	1,23	1,26	1,30	1,18	1,21
14 m ³ /h	N/A	1,79	1,51	1,36	1,40	1,44	1,31	1,35
15 m ³ /h	N/A	N/A	1,68	1,52	1,56	1,60	1,46	1,50
16 m ³ /h	N/A	N/A	N/A	N/A	N/A	N/A	N/A	N/A

Optimal flow
 Peak flow
 Non recommended flow

Water consumption								
Regeneration L.	1359	1993	2915	3962	4273	5145	5950	7000
Brine tank volume	500	500	750	1500	1500	1500	1500	2000
Vessel	21x62	24x72	30x72	36x72	36x72	42x72	42x72	42x72
Sillex 1,3 - 2,5 mm (kg)	25	40	56	56	56	86	86	86
Sillex 2 - 4 mm (kg)	50	56	88	99	99	152	152	152

Working pressure: 2 - 8,5 bar
 Working temperature: 4 - 40 °C
 Electrical voltage: 110 / 240 Vac - 12 Vac
 Connection: 2" BSP



Code	A	B	C	D	a	b
920446	2072	491	1722	350	1275	740
920447	2071	555	1721	350	1335	840
920448	2268	622	1918	350	1335	840
920449	2490	787	2140	350	1335	960
920450	2500	931	2150	350	1575	1240
920451	2745	1235	2395	350	1575	1240
920452	2745	1235	2395	350	1575	1240
920453	2745	1235	2395	350	1575	1240 mm

Code	Packaging units	Description
920122	1	Solenoid valve control kit

Watermark Series 755 x 2

This system is composed of two PRFV Greentank bottle with upper and lower distributors, and a salt tank made of polyethylene with enough capacity for several regenerations. Includes a double bottom and a safety valve.



Up-flow valve WS-755 made of heavy-duty Noryl and controlled by an horizontal piston. 2" connection. up-flow regeneration for a lower consumption of salt and water.

Watermark-MTS controller: it controls the function of all the columns allowing an effective management of the installation as well as a great control of it. It also permits to configurate the systems in different working ways: alternative, parallel or peak flow.

Advance settings: block concrete time periods of regenerations, configurable relay outputs, pre and post dosing control.

Multilingual display: English, French, Spanish, German, Russian and Italian.

The desired regeneration can be chosen here: chronometric, metered immediate, delayed or mixed.

Also, all working parameters can be configured.

It contains water softening food-grade resin from GreenResin which features a great capacity and is supplied in 25 liters bags.

Silex distributing base with different grain sizes.



MTS programmer.

The silex base with different grain sizes optimises, the water flow, thus improving the regeneration process.



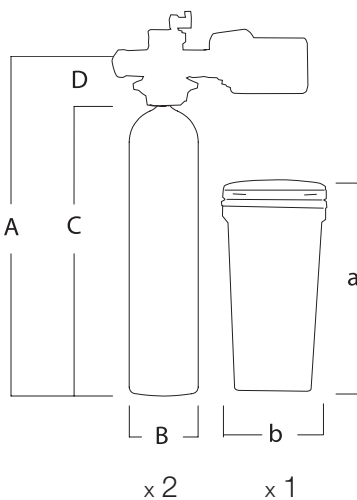
Code	920454	920455	920456	920457	920458	920459	920460	920461	
Model	MTS-755-2-200	MTS-755-2-285	MTS-755-2-425	MTS-755-2-566	MTS-755-2-650	MTS-755-2-730	MTS-755-2-850	MTS-755-2-1000	
Resin volume (l)	200 x 2	285 x 2	425 x 2	566 x 2	650 x 2	735 x 2	850 x 2	1000 x 2	
Exchange capacity (°Hf x m3) / Salt consumption (kg)									
Exchange capacity	96 g	1914 19,2	2728 27,4	4068 40,8	5418 54,3	6222 62,4	7036 70,6	8137 76,8	9572 96,0
and salt consumption	161 g	2491 32,2	3550 45,9	5293 68,4	7050 91,1	8096 104,7	9155 118,3	10587 128,8	12455 161,0
chart	242 g	2977 48,4	4242 69,0	6325 102,9	8424 137,0	9674 157,3	10939 177,9	12650 193,6	14883 242,0

	Flow		Pressure loss (kg/cm ²)							
NOTE: Flows calculated by parallel working systems. In case it works in alternative multiply by 0,5.	8 m3/h	0,52	0,48	0,41	0,37	0,38	0,39	0,35	0,36	
	10 m3/h	0,61	0,57	0,48	0,43	0,44	0,45	0,41	0,42	
	12 m3/h	0,71	0,66	0,55	0,49	0,50	0,52	0,47	0,48	
	14 m3/h	0,82	0,75	0,63	0,55	0,57	0,59	0,53	0,55	
	16 m3/h	0,93	0,85	0,71	0,63	0,65	0,67	0,60	0,62	
	18 m3/h	1,04	0,96	0,80	0,71	0,73	0,75	0,67	0,70	
	20 m3/h	1,17	1,07	0,89	0,79	0,82	0,85	0,76	0,78	
	22 m3/h	1,30	1,20	1,00	0,89	0,92	0,95	0,85	0,88	
	24 m3/h	1,44	1,33	1,11	0,99	1,02	1,05	0,95	0,98	
	26 m3/h	N/A	1,47	1,24	1,11	1,14	1,18	1,06	1,09	
28 m3/h	N/A	1,62	1,37	1,23	1,26	1,30	1,18	1,21		
30 m3/h	N/A	1,79	1,51	1,36	1,40	1,44	1,31	1,35		
32 m3/h	N/A	N/A	1,68	1,52	1,56	1,60	1,46	1,50		

- Optimal flow
- Peak flow
- Non recommended flow

Water consumption								
Regeneration L.	1359	1993	2915	3962	4273	5145	5950	7000
Brine tank volume	500	500	750	1500	1500	1500	1500	2000
Vessel	18x65	21x62	24x72	30x72	36x72	42x72	42x72	42x72
Sillex 1,3 - 2,5 mm (kg)	16x2	25x2	40x2	56x2	56x2	86x2	86x2	86x2
Sillex 2 - 4 mm (kg)	32x2	50x2	56x2	88x2	99x2	152x2	152x2	152x2

Working pressure: 2 - 8,5 bar
 Working temperature: 4 - 40 °C
 Electrical voltage: 110 / 240 Vac - 12 Vac
 Connection: 2" BSP



Code	A	B	C	D	a	b
920454	2072	491	1722	350	1275	740
920455	2071	555	1721	350	1335	840
920456	2268	622	1918	350	1335	840
920457	2490	787	2140	350	1335	960
920458	2500	931	2150	350	1575	1240
920459	2745	1235	2395	350	1575	1240
920460	2745	1235	2395	350	1575	1240
920461	2745	1235	2395	350	1575	1240 mm

Watermark Series 755 x 3



This system is composed of three PRFV Greentank bottle with upper and lower distributors, and a salt tank made of polyethylene with enough capacity for several regenerations. Includes a double bottom and a safety valve.

Up-flow valve WS-755 made of heavy-duty Noryl and controlled by an horizontal piston. 2" connection. up-flow regeneration for a lower consumption of salt and water.

Watermark-MTS controller: it controls the function of all the columns allowing an effective management of the installation as well as a great control of it. It also permits to configurate the systems in different working ways: alternative, parallel or peak flow.

Advance settings: block concrete time periods of regenerations, configurable relay outputs, pre and post dosing control.

Multilingual display: English, French, Spanish, German, Russian and Italian.

The desired regeneration can be chosen here: chronometric, metered immediate, delayed or mixed.

Also, all working parameters can be configured.

It contains water softening food-grade resin from **GreenResin** which features a great capacity and is supplied in 25 liters bags.

Silex distributing base with different grain sizes.



The silex base with different grain sizes optimises, the water flow, thus improving the regeneration process.



MTS programmer.

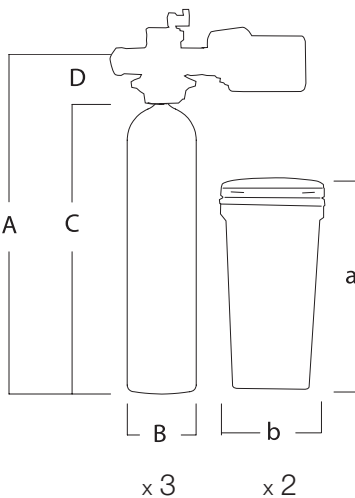


Code	920462	920463	920464	920465	920466	920467	920468	920469	
Model	MTS-755-3-200	MTS-755-3-285	MTS-755-3-425	MTS-755-3-566	MTS-755-3-650	MTS-755-3-735	MTS-755-3-850	MTS-755-3-1000	
Resin volume (l)	200 x 3	285 x 3	425 x 3	566 x 3	650 x 3	735 x 3	850 x 3	1000 x 3	
Exchange capacity (°Hf x m3) / Salt consumption (kg)									
Exchange capacity	96 g	2872 19,2	4092 27,4	6102 40,8	8127 54,3	9333 62,4	10554 70,6	12205 81,6	14359 96,0
and salt consumption	161 g	3737 32,2	5325 45,9	7940 68,4	10574 91,1	12144 104,7	13732 118,3	15880 136,9	18683 161,0
chart	242 g	4465 48,4	6362 69,0	9488 102,9	12635 137,0	14511 157,3	16408 177,9	18976 205,7	22324 242,0

	Flow		Pressure loss (kg/cm ²)						
NOTE: Flows calculated by parallel working systems. In case it works in alternative multiply by 0,5.	12 m3/h	0,52	0,48	0,41	0,37	0,38	0,39	0,35	0,36
	15 m3/h	0,61	0,57	0,48	0,43	0,44	0,45	0,41	0,42
	18 m3/h	0,71	0,66	0,55	0,49	0,50	0,52	0,47	0,48
	21 m3/h	0,82	0,75	0,63	0,55	0,57	0,59	0,53	0,55
	24 m3/h	0,93	0,85	0,71	0,63	0,65	0,67	0,60	0,62
	27 m3/h	1,04	0,96	0,80	0,71	0,73	0,75	0,67	0,70
	30 m3/h	1,17	1,07	0,89	0,79	0,82	0,85	0,76	0,78
	33 m3/h	1,30	1,20	1,00	0,89	0,92	0,95	0,85	0,88
	36 m3/h	1,44	1,33	1,11	0,99	1,02	1,05	0,95	0,98
Optimal flow	39 m3/h	N/A	1,47	1,24	1,11	1,14	1,18	1,06	1,09
Peak flow	42 m3/h	N/A	1,62	1,37	1,23	1,26	1,30	1,18	1,21
	45 m3/h	N/A	1,79	1,51	1,36	1,40	1,44	1,31	1,35
Non recommended flow	48 m3/h	N/A	N/A	1,68	1,52	1,56	1,60	1,46	1,50

Water consumption								
Regeneration L.	1359	1993	2915	3962	4273	5145	5950	7000
Brine tank volume	500x2	500x2	750x2	1500x2	1500x2	1500x2	1500x2	2000x2
Vessel	18x65	21x62	24x72	30x72	36x72	42x72	42x72	42x72
Sillex 1,3 - 2,5 mm (kg)	16x3	25x3	40x3	56x3	56x3	86x3	86x3	86x3
Sillex 2 - 4 mm (kg)	32x3	50x3	56x3	88x3	99x3	152x3	152x3	152x3

Working pressure: 2 - 8,5 bar
 Working temperature: 4 - 40 °C
 Electrical voltage: 110 / 240 Vac - 12 Vac
 Connection: 2" BSP



Code	A	B	C	D	a	b
920462	2072	491	1722	350	1275	740
920463	2071	555	1721	350	1335	840
920464	2268	622	1918	350	1335	840
920465	2490	787	2140	350	1335	960
920466	2500	931	2150	350	1575	1240
920467	2745	1235	2395	350	1575	1240
920468	2745	1235	2395	350	1575	1240
920469	2745	1235	2395	350	1575	1240 mm

Watermark Series 755 x 4

This system is composed of four PRFV Greentank bottle with upper and lower distributors, and a salt tank made of polyethylene with enough capacity for several regenerations. Includes a double bottom and a safety valve.



Up-flow valve WS-755 made of heavy-duty Noryl and controlled by an horizontal piston. 2" connection. up-flow regeneration for a lower consumption of salt and water.

Watermark-MTS controller: it controls the function of all the columns allowing an effective management of the installation as well as a great control of it. It also permits to configurate the systems in different working ways: alternative, parallel or peak flow.

Advance settings: block concrete time periods of regenerations, configurable relay outputs, pre and post dosing control.

Multilingual display: English, French, Spanish, German, Russian and Italian.

The desired regeneration can be chosen here: chronometric, metered immediate, delayed or mixed.

Also, all working parameters can be configured.

It contains water softening food-grade resin from GreenResin which features a great capacity and is supplied in 25 liters bags.

Silex distributing base with different grain sizes.



The silex base with different grain sizes optimises, the water flow, thus improving the regeneration process.



MTS programmer.

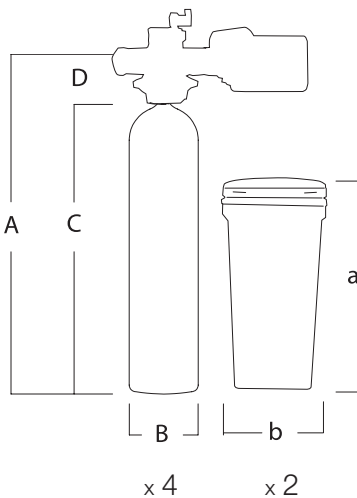


Code	920470	920471	920472	920473	920474	920475	920476	920477	
Model	MTS-755-4-200	MTS-755-4-285	MTS-755-4-425	MTS-755-4-566	MTS-755-4-650	MTS-755-4-735	MTS-755-4-850	MTS-755-4-1000	
Resin volume (l)	200 x 4	285 x 4	425 x 4	566 x 4	650 x 4	735 x 4	850 x 4	1000 x 4	
Exchange capacity (°Hf x m ³) / Salt consumption (kg)									
Exchange capacity	96 g	3829 27,4	5456 19,2	8137 40,8	10836 54,3	12444 62,4	14071 70,6	16273 81,6	19145 96,0
and salt consumption	161 g	4982 45,9	7099 32,2	10587 68,4	14099 91,1	16192 104,7	18309 118,3	21174 136,9	24910 161,0
chart	242 g	5953 69,0	8483 48,4	12650 102,9	16847 137,0	19348 157,3	21878 177,9	25301 205,7	29766 242,0

	Flow		Pressure loss (kg/cm ²)						
NOTE: Flows calculated by parallel working systems. In case it works in alternative multiply by 0,5.	16 m ³ /h	0,52	0,48	0,41	0,37	0,38	0,39	0,35	0,36
	20 m ³ /h	0,61	0,57	0,48	0,43	0,44	0,45	0,41	0,42
	24 m ³ /h	0,71	0,66	0,55	0,49	0,50	0,52	0,47	0,48
	28 m ³ /h	0,82	0,75	0,63	0,55	0,57	0,59	0,53	0,55
	32 m ³ /h	0,93	0,85	0,71	0,63	0,65	0,67	0,60	0,62
	36 m ³ /h	1,04	0,96	0,80	0,71	0,73	0,75	0,67	0,70
	40 m ³ /h	1,17	1,07	0,89	0,79	0,82	0,85	0,76	0,78
	44 m ³ /h	1,30	1,20	1,00	0,89	0,92	0,95	0,85	0,88
	48 m ³ /h	1,44	1,33	1,11	0,99	1,02	1,05	0,95	0,98
Optimal flow	52 m ³ /h	N/A	1,47	1,24	1,11	1,14	1,18	1,06	1,09
Peak flow	56 m ³ /h	N/A	1,62	1,37	1,23	1,26	1,30	1,18	1,21
Non recommended flow	60 m ³ /h	N/A	1,79	1,51	1,36	1,40	1,44	1,31	1,35
	64 m ³ /h	N/A	N/A	1,68	1,52	1,56	1,60	1,46	1,50

Water consumption								
Regeneration L.	1359	1993	2915	3962	4273	5145	5950	7000
Brine tank volume	500x2	500x2	750x2	1500x2	1500x2	1500x2	1500x2	2000x2
Vessel	18x65	21x62	24x72	30x72	36x72	36x72	42x72	42x72
Silex 1,3 - 2,5 mm (kg)	16x4	25x4	40x4	56x4	56x4	56x4	86x4	86x4
Silex 2 - 4 mm (kg)	32x4	50x4	56x4	88x4	99x4	99x4	152x4	152x4

Working pressure: 2 - 8,5 bar
 Working temperature: 4 - 40 °C
 Electrical voltage: 110 / 240 Vac - 12 Vac
 Connection: 2" BSP



Code	A	B	C	D	a	b
920470	2072	491	1722	350	1275	740
920471	2071	555	1721	350	1335	840
920472	2268	622	1918	350	1335	840
920473	2490	787	2140	350	1335	960
920474	2500	931	2150	350	1575	1240
920475	2745	1235	2395	350	1575	1240
920476	2745	1235	2395	350	1575	1240
920477	2745	1235	2395	350	1575	1240 mm

Nitrate removal systems of the Watermark Series 470, 530, 655, 755

This system is composed of a PRFV Greentank bottle with upper and lower distributors, and a salt tank made of polyethylene with enough capacity for several regenerations. It has a double bottom and a safety valve. Control valves are made of heavy-duty Noryl and controlled by a piston.



Valve WS470UF: Countercurrent regeneration, advanced electronic programmer, 1" connection.

Valve WS530UF: Countercurrent regeneration, advanced electronic programmer, 1" connection.

Valve WS655UF: Standard regeneration, advanced electronic programmer, 1 1/2" connection.

Valve WS755UF: Standard regeneration, advanced electronic programmer, 2" connection.

It contains selective nitrate removal resin, which features a great capacity and is supplied in 25 litre bags.

Silex distributing base with different grain sizes in order to optimise the distribution of brine and improve the regeneration process.

Technical specifications:

Minimum pressure: 2 kg/cm².

Maximum pressure: 6 kg/cm².

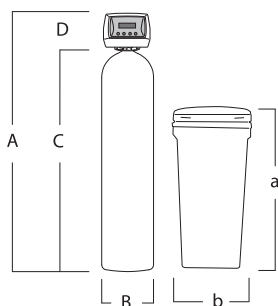
Minimum temperature: 4 °C.

Maximum temperature: 40 °C.

Power supply 220V-12V (transformer included).

Optional bypass.

Code	Packaging units	Description	Resin volume L	Connection Ø	Vessel	Salt tank litres	Working flow m ³ /h	Peak flow m ³ /h
920213	1	WSDN470UF-15	15	15	8 x 35	70	0,5	0,6
920214	1	WSDN470UF-25	25	25	10 x 35	70	0,8	1,0
920215	1	WSDN470UF-45	45	45	10 x 54	145	1,4	1,8
920216	1	WSDN470UF-75	75	75	13 x 54	200	2,4	3,0
920217	1	WSDN470UF-100	100	100	14 x 65	200	3,2	4,0
920411	1	WSDN530UF-125	125	125	16 x 65	350	4,0	5,0
920412	1	WSDN530UF-150	150	150	18 x 65	500	4,8	6,0
920413	1	WSDN530UF-175	175	175	18 x 65	500	5,6	6,3
920414	1	WSDN530UF-200	200	200	21 x 62	500	6,3	6,3
920415	1	WSDN530UF-225	225	225	21 x 62	750	6,3	6,3
920026	1	WSDN655-250	250	250	24 x 72	500	8,0	10,5
920028	1	WSDN655-350	350	350	30 x 72	750	10,5	10,5
920029	1	WSDN655-400	400	400	30 x 72	1000	10,5	10,5
920230	1	WSDN755UF-450	450	450	30 x 72	1000	14,4	15,9
920231	1	WSDN755UF-500	500	500	30 x 72	1000	15,9	15,9
920232	1	WSDN755UF-550	550	550	36 x 72	1500	15,9	15,9
920233	1	WSDN755UF-600	600	600	36 x 72	1500	15,9	15,9
920234	1	WSDN755UF-700	700	700	42 x 72	1500	15,9	15,9
920235	1	WSDN755UF-800	800	800	42 x 72	1500	15,9	15,9



Code	A	B	C	D	a	b
920213	1047	215	897	150	810	390
920214	1043	268	893	150	810	390
920215	1531	268	1381	150	950	516
920216	1548	349	1398	150	1160	550
920217	1824	366	1674	150	1160	550
920411	1906	411	1706	200	1275	740
920412	1922	491	1722	200	1335	840
920413	1922	491	1722	200	1335	840
920414	1921	555	1721	200	1335	840
920415	1921	555	1721	200	1395	960 mm

Code	A	B	C	D	a	b
920026	2124	622	1918	206	1335	840
920028	2346	784	2140	206	1395	960
920029	2346	787	2140	206	1460	1080
920030	2346	787	2140	206	1080	1460
920031	2346	787	2140	206	1080	1460
920032	2356	931	2150	206	1575	1240
920033	2356	931	2150	206	1575	1240
920034	2745	1235	2395	350	1575	1240
920035	2745	1235	2395	350	1575	1240 mm

Code	Salt/regen. KgNaCl	Treated water volume m ³ /NO ₃				Resin volume litres
		75 ppm	100 ppm	150 ppm	200 ppm	
920213	3,8	5,4	4,1	2,6	2,0	15
920214	6,3	9,0	6,8	4,4	3,3	25
920215	11,3	16,3	12,3	7,9	5,9	45
920216	18,8	27,1	20,5	13,1	9,8	75
920217	25,0	36,1	27,3	17,5	13,1	100
920411	31,3	45,1	34,1	21,9	16,4	125
920412	37,5	54,2	41,0	26,3	19,7	150
920413	43,8	63,2	47,8	30,6	22,9	175
920414	50,0	72,2	54,6	35,0	26,2	200
920415	56,3	81,2	61,4	39,4	29,5	225
920026	62,5	90,3	68,2	43,8	32,7	250
920028	87,5	126	95,5	61,3	45,8	350
920029	100	144	109	70,0	52,3	400
920230	113	162	122,6	78,8	58,8	450
920231	125	180	136,3	87,5	65,4	500
920232	138	198	149,9	96,3	71,9	550
920233	150	216	163,5	105	78,5	600
920234	175	252	190	122,5	91,5	700
920235	200	288	218	140	104,6	800

Code	Packaging units	Description	Valves
920122	1	Electrovalve shut-off control kit	WS470-530-655
960177	1	Isolation by-pass	WS530

NOTE: In function of the concentration of sulphates in inlet water, the cycle of the device and the leakage of nitrates may vary.

[NO ₃ ²]	% leakage	[NO ₃ ²]	% leakage
75 ppm	26	150 ppm	20
100 ppm	23	200 ppm	17

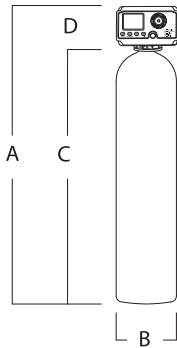
Volume of water calculated on the basis of 250 ppm of sulphates.

Multi-layer Automatic Filters

Reduction of turbidity in water. Silex filtering load with different grain sizes and filtering hydro-anthracite.



655



Bottle	A	B	C	D
8x35	1072	215	897	175
10x54	1556	255	1381	175
13x54	1598	349	1398	200
14x65	1874	366	1674	200
16x65	1911	411	1705	206
18x65	1928	491	1722	206
21x62	1927	555	1721	206
24x72	2124	622	1918	206 mm

Advanced multilingual electronic programmer that allows to control all operating parameters, including the duration of the different stages, the type of regeneration, etc.

It contains a filtering load of silex with different grain sizes and filtering hydro-anthracite. It is supplied in bags.

Built-in bypass.

Technical specifications:

Min. pressure: 2 kg/cm².

Max. pressure: 6 kg/cm².

Min. temperature: 4 °C.

Max. temperature: 35 °C.

Power supply 220 V - 12 V



470



530



755

Code	Description	Ø Connection	Vessel	Filtering surface m ²	Working flow m ³ /h filtering speed			Backwash flow m ³ /h	Filtering load	
					10	15	20		Silex	Anthracite
920202	WSFD470-17	1"	8 x 35	0,03	0,3	0,5	0,6	1,2	22	13
920203	WSFD470-45	1"	10 x 54	0,05	0,5	0,8	1,0	2	52	10
920419	WSFD530-75	1"	13 x 54	0,09	0,9	1,4	1,8	3,6	85	17
920420	WSFD530-100	1"	14 x 65	0,10	1,0	1,5	2,0	4	120	20
920104	WSFD655-125	1 1/2"	16 x 65	0,13	1,3	2,0	2,6	5,2	149	26
920105	WSFD655-175	1 1/2"	18 x 65	0,16	1,6	2,5	3,3	6,6	215	33
920124	WSFD655-200	1 1/2"	21 x 62	0,22	2,2	3,3	4,4	8,8	230	45
920150	WSFD755-300	2"	24 x 72	0,26	2,6	3,9	5,2	10,4	350	60
920141	WSFD655-175x2	1 1/2"	2 uds. x 18 x 65	0,32	3,2	5,0	6,6	6,6	430	66
920142	WSFD655-200x2	1 1/2"	2 uds. x 21 x 62	0,44	4,4	6,6	8,8	8,8	460	90
920150	WSFC755-300x2	2"	2 uds. x 24 x 72	0,52	5,2	7,8	10,4	7,8	700	120

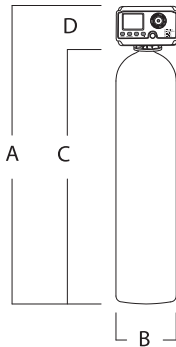


Activated Carbon Automatic Filters

Reduction of the level of chlorine in water, absorption of organic and volatile substances.
Filtering load of coconut shell activated carbon.



655



Bottle	A	B	C	D
8x35	1072	215	897	175
10x54	1556	255	1381	175
13x54	1598	349	1398	200
14x65	1874	366	1674	200
16x65	1905	411	1705	200
18x65	1922	491	1722	200
21x62	1927	555	1721	206
24x72	2124	622	1918	206
30x72	2346	787	2140	206 mm

Advanced multilingual electronic programmer that allows to control all operating parameters, including the duration of the different stages, the type of regeneration, etc.

Contains a filtering load of coconut shell activated carbon.

It is supplied in bags.

Easysmart programmer. High flow.

Technical specifications:

Min. pressure: 2 kg/cm².

Max. pressure: 6 kg/cm².

Min. temperature: 4 °C.

Max. temperature: 35 °C.

Power supply 220 V - 12 V



470



530



755

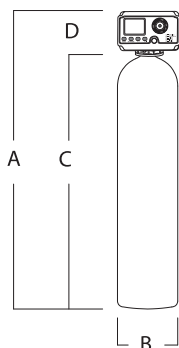
Code	Description	Ø Connection	Vessel	Filtering surface m ²	Working flow m ³ /h filtering speed			Backwash flow m ³ /h	Active carbon	
					10	15	20		l	kg
920200	WSFC470-17	1"	8 x 35	0,03	0,3	0,5	0,6	0,9	17	8,5
920201	WSFC470-45	1"	10 x 54	0,05	0,5	0,8	1,0	1,5	45	22,5
920425	WSFC530-75	1"	13 x 54	0,09	0,9	1,3	1,7	2,6	75	37,5
920416	WSFC530-100	1"	14 x 65	0,10	1,0	1,5	2,0	3,0	100	50
920417	WSFC530-125	1"	16 x 65	0,13	1,3	2,0	2,6	3,9	125	62,5
920418	WSFC530-175	1"	18 x 65	0,16	1,6	2,4	3,2	4,8	175	87,5
920112	WSFC655-200	1 1/2"	21 x 62	0,22	2,2	3,3	4,4	6,6	200	100
920113	WSFC655-300	1 1/2"	24 x 72	0,26	2,9	4,4	5,8	8,8	300	150
920152	WSFC755-400	2"	30 x 72	0,44	4,4	6,6	8,8	13,2	400	200
920136	WSFC655-200x2	1 1/2"	2 uds. x 21 x 62	0,44	4,4	6,5	8,8	6,6	400	200
920138	WSFC655-300x2	1 1/2"	2 uds. x 24 x 72	0,52	5,8	8,8	11,6	8,8	600	300
920153	WSFC755-400x2	2"	2 uds. x 30 x 72	0,88	8,8	13,2	17,7	13,2	800	400

Zeolites Automatic Filters

Reduction of turbidity in water. Zeolites filtering load with different grain sizes.



655



Bottle	A	B	C	D
7x44	1298	205	1123	175
8x44	1297	215	1122	175
9x48	1403	225	1228	175
10x54	1556	255	1381	175
12x52	1538	305	1338	200
13x54	1598	349	1398	200
14x65	1874	366	1674	200
16x65	1911	411	1705	206
18x65	1928	491	1722	206
21x62	1927	555	1721	206
24x72	2124	622	1918	206 mm

Advanced multilingual electronic programmer that allows to control all operating parameters, including the duration of the different stages, the type of regeneration, etc.

Contains a zeolites filtering load with different grain sizes. It is supplied in bags. Reduction of turbidity in water.

Technical specifications:

Min. pressure: 2 kg/cm².
 Max. pressure: 6 kg/cm².
 Min. temperature: 4 °C.
 Max. temperature: 35 °C.
 Power supply 220 V - 12 V



470



530



755

Code	Description	Connection Ø	Vessel	Filtering surface m ²	Working flow m ³ /h filtering speed			Backwash flow m ³ /h	Zeolites	
					30	40	50		l	Kg
920426	WSFZ470-17	1"	7 x 44	0,02	0,7	1	1,2	1	16	13
920427	WSFZ470-21	1"	8 x 44	0,03	1,0	1,3	1,6	1,3	22	17
920428	WSFZ470-30	1"	9 x 48	0,04	1,2	1,6	2,1	1,6	30	24
920429	WSFZ470-40	1"	10 x 54	0,05	1,5	2	2,5	2	40	32
920430	WSFZ530-60	1"	12 x 52	0,08	2,2	2,9	3,6	2,9	57	45
920431	WSFZ530-70	1"	13 x 54	0,09	2,6	3,4	4,3	3,4	69	55
920432	WSFZ530-100	1"	14 x 65	0,1	3,0	4	5	4	98	78
920433	WSFZ655-125	1 1/2"	16 x 65	0,13	3,9	5,2	6,5	5,2	124	99
920434	WSFZ655-170	1 1/2"	18 x 65	0,16	4,9	6,6	8,2	6,6	166	133
920435	WSFZ655-225	1 1/2"	21 x 62	0,22	6,7	8,9	11,2	8,9	214	171
920478	WSFZ755-300	2"	24 x 72	0,26	7,8	10,4	13	10,4	318	255

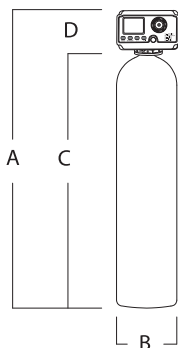


Iron Removal Automatic Filters

Reduction of iron and manganese. Filtering load containing Katalox Light and filtering zeolite.



655



Bottle	A	B	C	D
8x35	1072	215	897	175
10x54	1556	255	1381	175
13x54	1598	349	1398	200
14x65	1874	366	1674	200
16x65	1905	411	1705	200
18x65	1922	491	1722	200
21x62	1927	555	1721	206
24x72	2124	622	1918	206 mm

Advanced multilingual electronic programmer that allows to control all operating parameters, including the duration of the different stages, the type of regeneration, etc.

Filtering loads containing Katalox Light and filtering zeolite. It is supplied in bags. Reduction of iron and manganese.

Technical specifications:

- Min. pressure: 2 kg/cm².
- Max. pressure: 6 kg/cm².
- Min. temperature: 4 °C.
- Max. temperature: 35 °C.
- Power supply 220 V - 12 V



470



530



755

Code	Description	Connection Ø	Vessel	Filtering surface m ²	Flow m ³ /h maximum	Backwash flow m ³ /h	Filtering load Kg	
							Zeolite	Katalox
920479	WSFE470-17	1"	8 x 35	0,03	0,2	1,0	1	17
920228	WSFE470-45	1"	10 x 54	0,05	0,6	1,6	2	43
920480	WSFE530-75	1"	13 x 54	0,09	1,0	2,7	3	74
920481	WSFE530-100	1"	14 x 65	0,10	1,4	3,2	6	103
920482	WSFE530-125	1"	16 x 65	0,13	1,8	4,1	8	130
920444	WSFE530-175	1"	18 x 65	0,16	2,4	5,8	14	173
920148	WSFE655-200	1 1/2"	21 x 62	0,22	3,0	7,4	20	219
920483	WSFE755-300	2"	24 x 72	0,26	3,7	9,0	33	332

Ultraline diaphragm valves Duplex softener



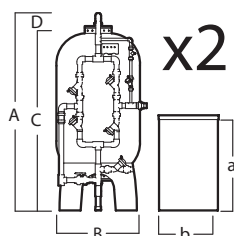
Duplex water softener composed by two bottles in GRP or Polyamida with internal distributors and brine tank in polyethylene. Alternative or parallel working, one vessel in service and the other in regeneration or stand-by. Controlled by an external diaphragm valves battery and commanded by a hydraulic distributor with electronic programmer. Flow meter included.

Specifications

Min. Pressure: 2 kg/cm².

Max. Pressure: 6 kg/cm².

Working temperature: 4 at 35 °C.



Code	A	B	C	D	a	b
789025	2393	549	2143	250	1210	815
789026	2393	549	2143	250	1210	815
789027	2464	624	2214	250	1250	1100
789028	2464	624	2214	250	1250	1100
789004	2464	779	2214	250	1650	1100
789029	2464	779	2214	250	1650	1100
789030	2478	931	2228	250	1650	1100
789031	2478	931	2228	250	1650	1100
789032	2478	931	2228	250	1650	1100
789033	2655	1089	2405	250	1690	1280
789034	2655	1089	2405	250	1690	1280
789035	2655	1233	2405	250	1690	1280 mm

Code	Packaging units	Resin volum	Connection	35° F m ³	40° F m ³	50° F m ³	60° F m ³	Working flow m3/h	Salt consumption	Vessel
789025	1	2 x 200	1 1/2"	37,1	32,5	26,0	21,7	8	40	21 x 62
789026	1	2 x 250	1 1/2"	46,4	40,6	32,5	27,1	10	50	21 x 62
789027	1	2 x 300	2"	55,7	48,8	39,0	32,5	12	60	24 x 72
789028	1	2 x 350	2"	65,0	56,9	45,5	37,9	14	70	24 x 72
789004	1	2 x 450	2"	83,6	73,1	58,5	48,8	18	90	30 x 72
789029	1	2 x 500	2"	92,9	81,3	65,0	54,2	20	100	30 x 72
789030	1	2 x 550	2 1/2"	102	89,0	72,0	60,0	22	110	36 x 72
789031	1	2 x 650	2 1/2"	121	106	85,0	70,0	26	130	36 x 72
789032	1	2 x 750	2 1/2"	139	122	98,0	81,0	30	150	36 x 72
789033	1	2 x 850	3"	158	138	111	92,0	34	170	42 x 72
789034	1	2 x 1000	3"	186	163	130	108	40	200	42 x 72
789035	1	2 x 1200	3"	223	195	156	130	48	240	48 x 72

Demineralizer. Complete equipment semiautomatic and automatic Siata series 132/250



Cationic container. Anionic container. 2 control valves. 2 automatic reagent valves. 2 reagent non-return valves. 2 reagent gauge valves. 2 reagent tanks. 1 Cut-off electrovalve for regeneration. Resins. Purge electrovalve. Control panel with microprocessor and conductivimeter. Sample taker. Rotameter. 20" turbidity filter. Painted iron and PVC front panel.

Specifications:

Min. Pressure: 2,5 kg/cm².
 Max. Pressure: 7 kg/cm².
 Min. temperature: 5 °C.
 Max. temperature: 30 °C.
 Power supply 220 V.

Code	Packaging units	Description	Resin volum	Connection	Working flow m ³
229500	1	Siata 132	50/50	1"	1,5
229600	1	Siata 132	75/75	1"	2,0
229700	1	Siata 132	100/100	1"	2,5
229800	1	Siata 132	125/125	1"	3,0
229900	1	Siata 250	175/175	1 1/2"	4,5
230000	1	Siata 250	200/200	1 1/2"	5,5

Code	Packaging units	Description
232400	1	Cationic 3/8 retention valve (red)
232500	1	Cationic 3/8 retention valve (black)